




A short guide to App Stores

On android and iPhone

What is an app?

- An application (program) on a mobile device (phone or tablet) with a specific function.
- Almost everything you use on your device is an app:
 - The phone app 
 - The messaging app 
 - The camera app 
 - Etc.
- You can add (install) or remove (uninstall) other apps using your device's app store.

What is an app store?

- An app to find more apps.
- Typically pre-installed on your device, can't be removed.
- Includes a search feature (to find apps), a store to purchase 'paid-for' apps, and the ability to install new apps and remove existing ones.
- Also can suggest popular apps you may like, and keeps your installed apps up to date.

What options are there?


- Apple iPhone/iPad:

- 'The' App Store



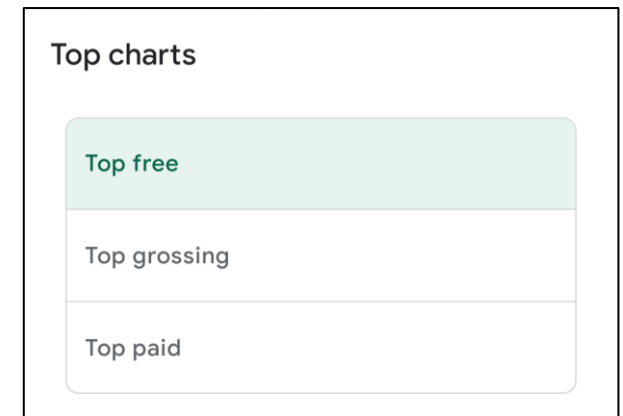
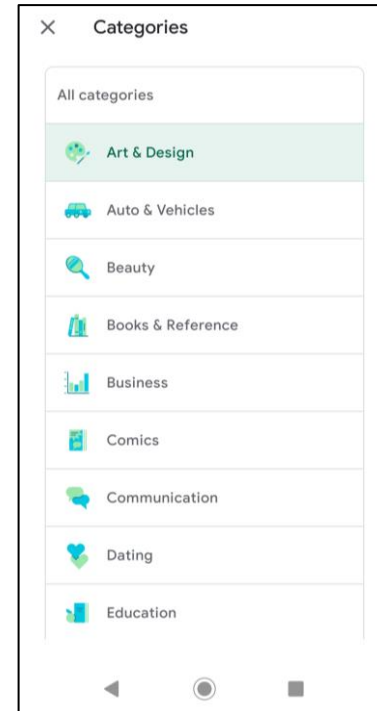
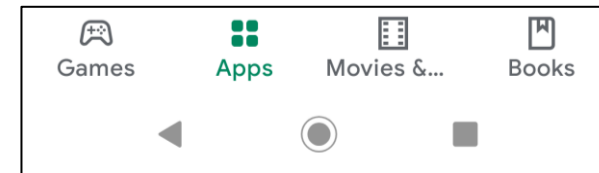
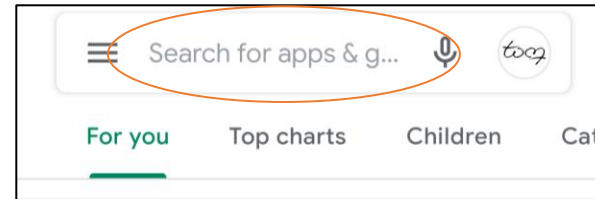
- Android phone/tablet:

- Google Play Store
- Samsung Galaxy Store
- Huawei AppGallery
- And others




Finding apps

- Open your app store (tap on the logo)
- Either:
 - Search for app name or keywords
 - E.g. 'Zoom' or 'free games'
 - Browse through different categories
 - E.g. Games, Food & Drink, or Finance
- You can filter your results
 - E.g. show only free or paid-for apps
- You may have to scroll the page to see more results
- You may also see ads for promoted apps



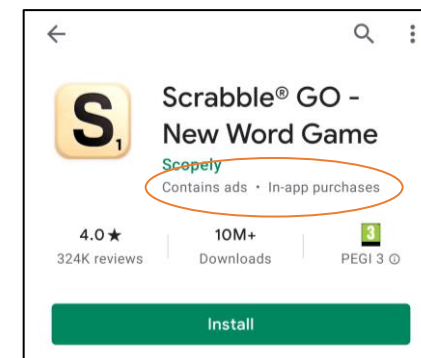
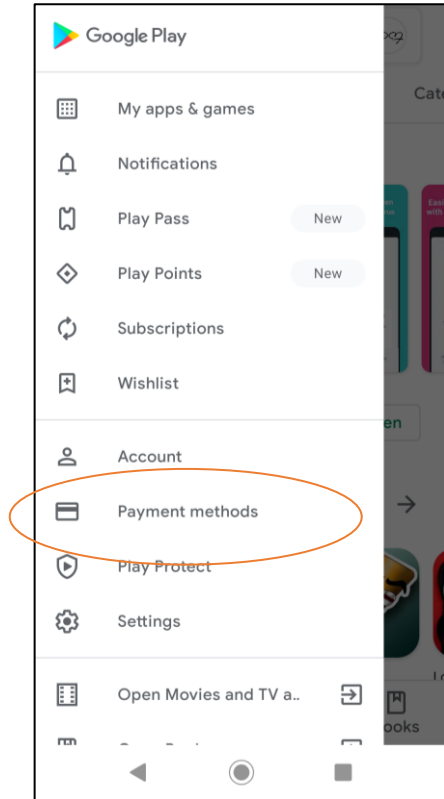
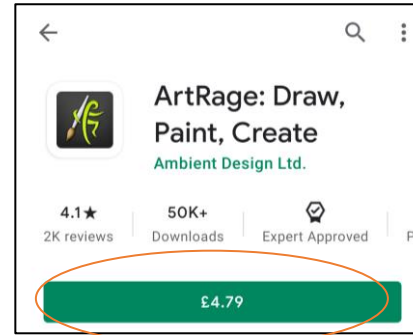
Finding apps

- Alternatively, from an app developer's web page, tap on the relevant button to go directly to the store page for that app.




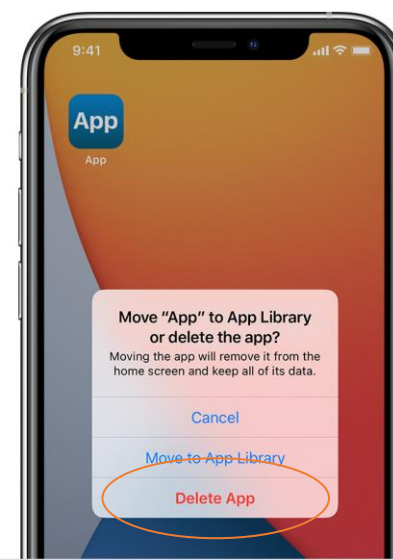
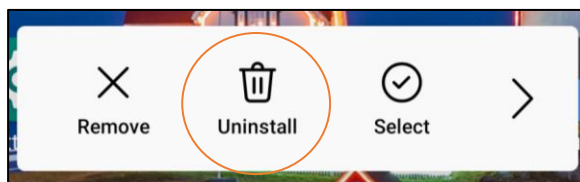
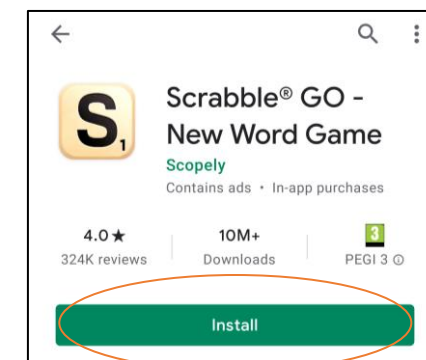
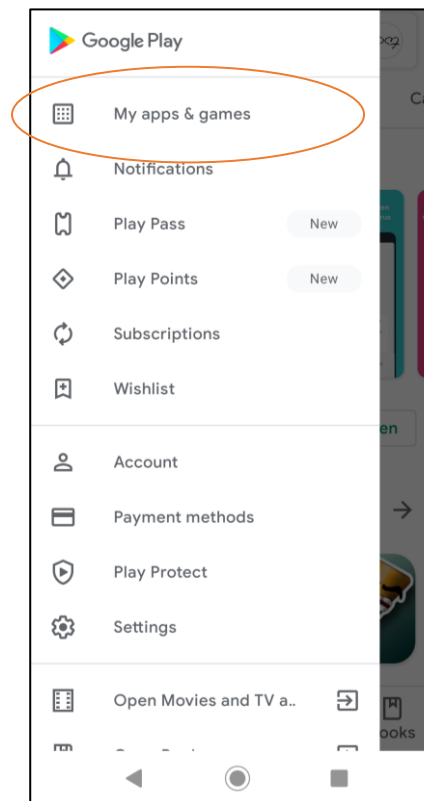
Purchasing apps

- If an app requires purchase, the price should be shown on the app page in the store.
- To purchase an app, you need to set a payment method (such as PayPal or debit card), or you can use your app store balance.
 - The method to do this varies by device.
- When you tap to purchase, you may be charged immediately, or you may have to confirm (e.g. with your PIN), depending on your device settings.
- Once purchased, an app can be installed now or later (it will remain in your 'library').
- Important note: some apps (even free ones) contain ads or 'in-app purchases' (such as 'micro-transactions' or subscription payments). These should be identified on the store page.



Installing/uninstalling apps

- To install:
 - From the app's store page, or from your library, tap install.
 - Your library can be found under 'My apps & games' on Play Store or under 'Updates > Purchased' on Apple devices.
- To remove:
 - From the app's store page, tap uninstall.
 - Or, tap and hold on an app icon on your home screen/app list, the tap uninstall/delete app.

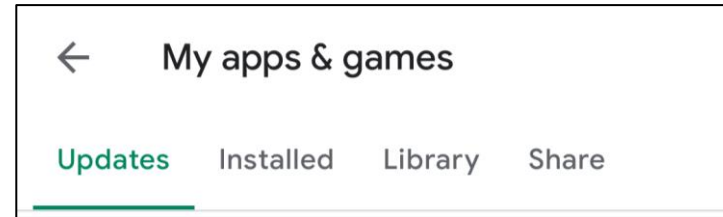


Updating apps

- App updates should happen automatically, but you can also do this manually on demand.

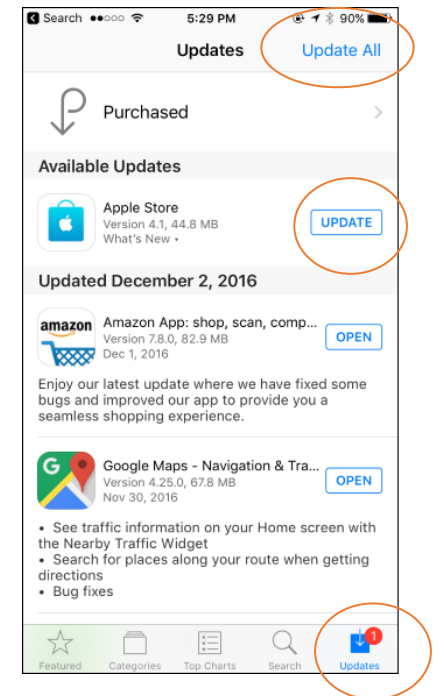
- On android:

- Open Play Store
- Tap the menu > My apps & games
- Tap 'update' next to the app, or 'update all'



- On iOS:

- Open App Store
- Tap updates
- Tap 'update' or 'update all'



Other media

- You can also use your app store to find other things.
- E.g. games, movies & TV shows, and eBooks
- Purchase, download and install like any other app.
- The item should appear in the relevant place, e.g. a movie will show up in 'Google Play Movies & TV' (on android).

