

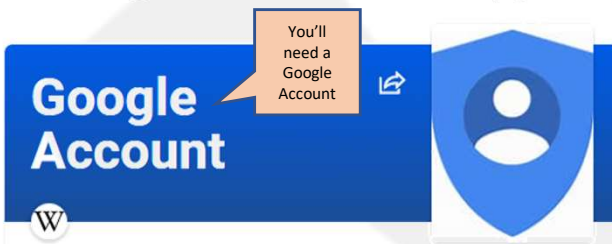
ComputerPals HOW 2

PROCEDURES

6: How to get the best out of your mobile phone - set it up to suit YOUR needs, Apps, photos, music, alarm, WiFi etc


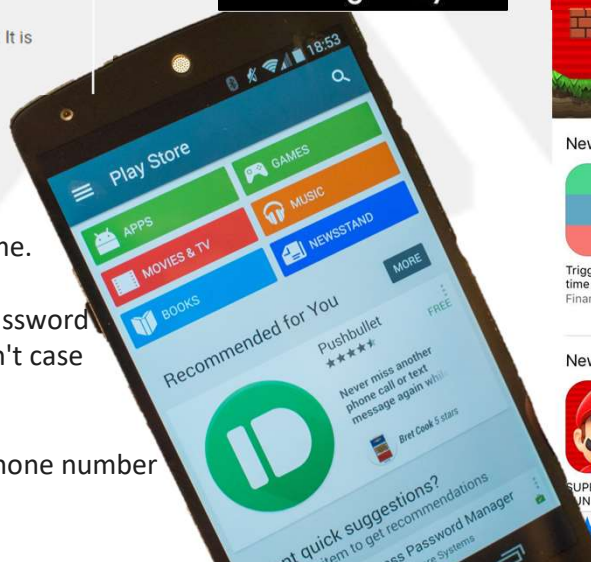
Apart from the default applications provided by the device manufacturer ...

- **Browser app:** Used to open links you tap. ie: **Chrome**
- **Google Play Store:** Allows users to browse and download
- **Google Drive:** Store your data in the cloud
- **Gmail**
- **Maps**
- **Google Play Music**
- **Google Photos**
- **Google Play Movies**
- **YouTube**
- **Phone app:** Handles making and receiving calls.
- **Caller ID & spam app:** Used to identify calls and block
- **SMS app:** Allows you to send and manage text messages.
- **Digital assistant app:** Smart assistant for voice control,



A Google Account is a user account that is required for access, authentication and authorization to certain online Google services. It is also often used as single sign on for third party services.

1. Go to the Google Account sign in page.
<https://myaccount.google.com/>
2. Click **Create account**.
3. Enter your name.
4. In the "Username" field, enter a username.
5. Enter and confirm your password.
 1. **Tip:** When you enter your password on mobile, the first letter isn't case sensitive.
6. Click **Next**.
 1. Optional: Add and verify a phone number for your account.
7. Click **Next**.



6: How to get the best out of your mobile phone - set it up to suit YOUR needs, Apps, photos, music, alarm, WiFi etc

Android is a mobile operating system based on a modified version of the Linux kernel and other open-source software, designed primarily for touchscreen mobile devices such as smartphones and tablets. Android is developed by a consortium of developers known as the Open Handset Alliance, though its most widely used version is primarily developed by Google.

Used in Samsung Tablets and Smart phones, Amazon Fire etc.

Plus many other devices ...

- TV's
- Cameras
- Watches
- Sat Nav
- Cars
- Coffee machines
- ...